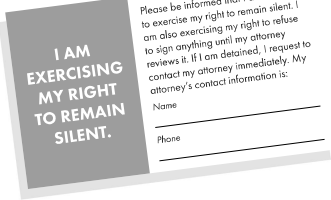







Twelve things for you and your family to remember in ANY situation

<p>1 Anything you say can be used against you.</p>	<p>3</p> <p>If you wish to remain silent, say it out loud or show your Know Your Rights card.</p> <p>Get one on page 13!</p>  <p><small>Please be informed that I am choosing to exercise my right to remain silent. I am also exercising my right to refuse to sign anything until my attorney reviews it. If I am detained, I request to contact my attorney immediately. My attorney's contact information is:</small></p> <p>Name _____</p> <p>Phone _____</p>	
<p>2 You have the right to remain silent.</p> 		
<p>4 Always carry U.S. identification and copies of immigration documents.</p>	<p>8</p> <p>Never run in a raid or if you are approached by officers.</p> 	
<p>5 Never carry false documents or documents from another country.</p>		
<p>6 Never lie to officers.</p>	<p>9</p> <p>Never physically fight back if you are being arrested or detained.</p> 	
<p>7 You have the right to speak with your attorney.</p>		
<p>10</p> <p>You have the right to refuse to sign anything before speaking with your attorney.</p> 	<p>11</p> <p>If you are in police custody or detention, do not discuss your immigration information or criminal history with ANYONE other than your attorney.</p>	<p>12</p> <p>If you are questioned or in a raid, write down what happened in detail as soon as it is safe to do so. Tell your attorney and your support groups right away.</p>



Home

- DO NOT OPEN THE DOOR. Ask for ID (look through a window).
- Officers can only enter with a valid warrant or with your permission.
- Ask to see a warrant. If it is not valid, ask the officers to leave.
- If officers enter (with or without a valid warrant) say you do not consent. Tell them if there are children, elderly or sick people in the house.




Street/Public Place

- Do not run.
- Before saying anything (including your name) ask, “Am I free to go?”
- If yes, walk away slowly. If no, do not walk away.
- In some states, you must give your name.
- If you are searched, stay calm and say “I do not consent to this search.”



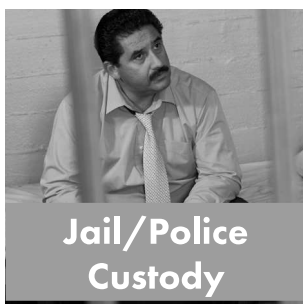
Work

- Officers can only enter with a valid warrant or with permission from your employer.
- Have an emergency plan with your co-workers (see p. 18).
- If your employer is not available or has given permission to officers to enter, know who will speak to officers. The person should ask for identification and a warrant.
- If you are searched, stay calm and say, “I do not consent to this search.”



Car

- Pull over, turn the car off and put your hands on the steering wheel.
- Follow all instructions, including providing license, registration and insurance. Do not give fake documents.
- If officer searches your car, stay calm and say, “I do not consent to this search.”



Jail/Police Custody

- Request a phone call to your attorney or other emergency contact.
- Use your Know Your Rights card. Remember your right to remain silent and say you will not sign anything before speaking with your attorney.
- Request a copy of all papers your attorney submits to the judge as part of your case.



Immigration Detention Center

- Request a phone call to your attorney or other emergency contact and your consulate.
- Use your Know Your Rights card. Remember your rights to remain silent and to refuse to sign anything before speaking with your attorney.
- Request a copy of all papers in your case.
- Request to be released on bond.